

THE GLASS GAZETTE

WINTER 2012 CLASS SCHEDULE

- **INTERMEDIATE STAINED GLASS (Lead Came Method)**

Thursday Evenings: 6:30—8:30pm—\$150.00 Jan 12—Feb 2

Learn to create a stained glass panel using the lead came method. Size of panel is limited and Introduction to Stained Glass is a prerequisite.

- **INTRODUCTION TO FUSING**

Monday Evenings : 6:30PM—8:30PM—\$150.00 Feb 6 thru March 12

Learn the fundamentals of fused glass. You will learn to cut glass and create a variety of fused glass projects.

- **INTRODUCTION TO FUSING**

Tuesday Mornings: 10:00AM—12:00 Noon—\$150.00 Feb 7 thru March 13 Learn the fundamentals of fused glass. You will learn to cut glass and create a variety of fused glass projects.

- **INTRODUCTION TO STAINED GLASS**

Tuesday Evenings: 6:30PM—8:30PM—\$130.00 Feb 7 thru March 6

Learn the basics of the copper foil method of stained glass. Students will learn how to cut glass, foil, solder and frame their project. Students must provide their own glass cutter, pliers and soldering iron.

- **INTERMEDIATE FUSED GLASS**

Thursday Evenings: 6:30PM—8:30PM—\$150.00 Feb 9 thru March 15

This class is a continuation of the Introduction to Fusing. Students will learn some new techniques such as simple molds, using frit, stringer, paint, and more. Prerequisite—Introduction to Fusing.

- **FUSED GLASS FLOWER**

Tuesday Jan 31 & Fri Feb 3: 10am—12noon. Tuition \$75.00. Tuition includes all materials. Make a fused glass flower—see examples on the right. Must be able to cut glass and provide their own glass cutter and breaking pliers.

- **JELLY ROLLS & CRAZY QUILTS IN GLASS**

Sat Feb 18: 10am—1pm & Sun February 19: 1pm—5pm—Tuition \$150.00

Saturday students will make one jelly roll and one or two rod pod murrinis. Sunday the jelly rolls and murrinis will be cut and used along with other materials to create the crazy quilt. All supplies are provided.

- **GETTING PROACTIVE ABOUT REACTIVES**




Saturday March 31: 10am—5pm & Sunday April 1: 1pm—4pm -Tuition \$150.00—Learn more about how to manipulate glass to encourage—or avoid— chemical reactions in the firing process. This class will involve instruction through extensive review & discussion of prepared tile samples, followed by hands-on experimentation with the new concepts. Each student will create 4 –6 test tiles demonstrating techniques such as reactive color combinations, silver leaf and displacement. All supplies are provided. Student must know how to cut glass and provide their own glass cutter and breaking pliers.

TO SIGN UP PLEASE CALL AT 919-620-8117 OR E-MAIL AT suziegeyer@carolinastainedglass.com

ALL CLASSES ARE LIMITED TO 10 STUDENTS. PLEASE WEAR CLOSED TOE SHOES. 1/2 OF THE TUITION MUST BE PAID TO RESERVE YOUR PLACE IN CLASS. DEPOSITS WILL BE REFUNDED IF YOU CANCEL 2 WEEKS PRIOR TO THE FIRST CLASS.

All Students receive a 10% discount on all tools and supplies.

All Students provide their own glass cutter, breaking pliers and soldering iron (if applicable) and may have additional supply costs.



Mention this Newsletter or bring a copy for a 10% discount on all glass and supplies.

